

OUTDOOR LIGHTING - DARK SKIES ORDINANCE
IMPLEMENTATION FOR COMMERCIAL AND INDUSTRIAL DEVELOPMENTS IN THE
CO, CH, C-1, C-2, M-1, M-2, M-3 ZONE DISTRICTS

(CHAPTER 19.81 OF KERN COUNTY ZONING ORDINANCE)

KERN COUNTY PLANNING AND
NATURAL RESOURCES DEPARTMENT

Building Permit Number _____ Site Address _____

Applicant's Name _____

Project _____ APN _____

YES NO

Is the proposed use exempt from Outdoor Lighting requirements per 19.81.050?
If yes, review is complete and no other conditions below shall apply. If no, continue with following review.

Has an Outdoor Lighting Plan been submitted? If yes, review for compliance with the following requirements. If no, send compliance memo requesting Plan be submitted prior to issuance of building permit. At minimum, an outdoor lighting plan shall include the following:

1. Manufacturer specification sheets, cut sheets, or other manufacturer provided information for all proposed outdoor lighting fixtures to show fixture diagrams, light source type, and light output levels (in watts or lumens per fixture).
2. The proposed location, mounting height, and aiming point of all outdoor lighting fixtures (a site plan is preferred).
3. If building elevations are proposed for illumination, the plan shall include drawings for all relevant building elevations showing the placement of fixtures, the portions of the elevations to be illuminated, and the aiming point for any remote light fixture.
4. The Outdoor Lighting Plan shall be correlated with any required landscaping plan that is submitted with the building permit application package and shall demonstrate that outdoor lighting shall not be unreasonably obscured or obstructed by existing or future foliage growth.

Is the proposed use an addition of fifty percent (50%) or more in terms of gross floor area, cumulative seating capacity, parking spaces, either with a single addition or with cumulative additions occurs on any property? If yes, all existing nonconforming lighting fixtures on the entire property shall be made to comply with the requirements of Chapter 19.81 to the extent it does not restrict the illumination pattern that existed prior to fixture replacement.

The Outdoor Lighting Plan shall demonstrate the following:

SHIELDING
All outdoor lighting fixtures which utilize 100 watts or more (based on an incandescent bulb), or emit 1,600 lumens or more per fixture, shall be fully shielded per the definition listed in Chapter 19.81, unless the fixture is exempted by Chapter 19.81. All floodlights which utilize less than 100 watts per fixture must be at least partially shielded to reduce light spillover onto adjacent properties.

Additionally, the light source (bulb) within all lighting fixtures shall be oriented downward to prevent direct uplighting, except as permitted by Section 19.81.040.F.

PROHIBITED LIGHT SOURCE TYPES

Is the proposed use within twenty five (25) feet of a residential zone district (E, R-1, R-2, and R-3)? If yes, then the following exterior light source types are prohibited: metal halide, mercury vapor, and quartz.





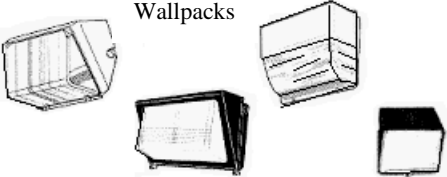



FIXTURE HEIGHT

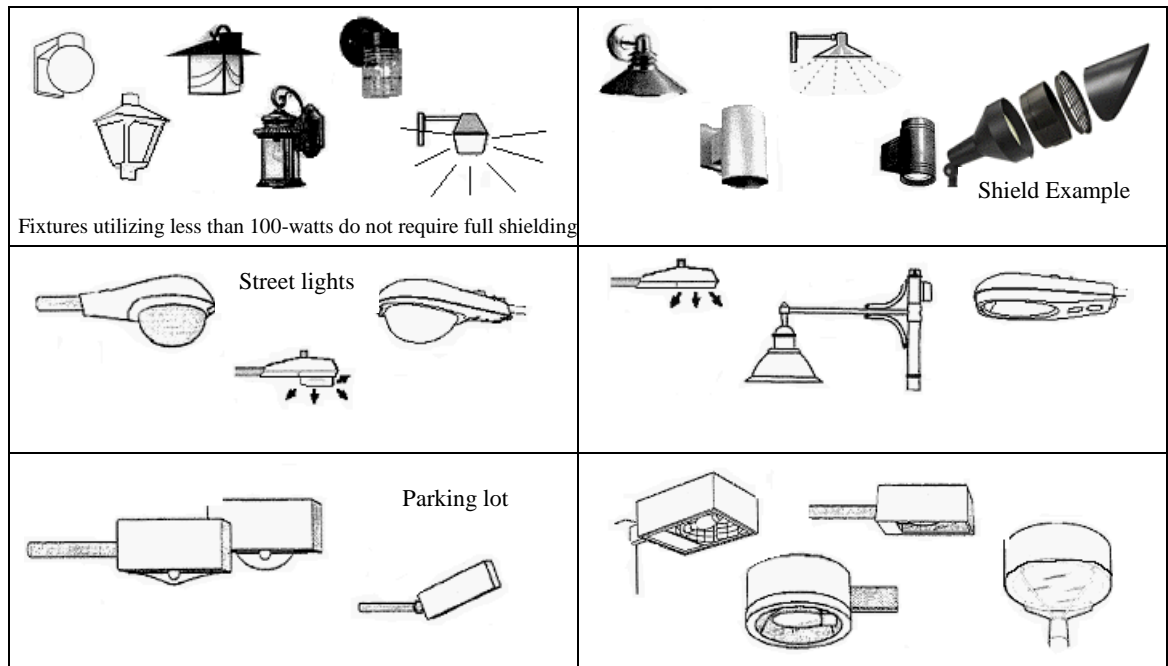
Is the proposed use within twenty five (25) feet of a residential zone district (E, R-1, R-2, and R-3)? If yes, then freestanding lighting shall not exceed 20 feet in height and attached lighting shall not exceed the height of the proposed building. If not within twenty five (25) feet of a residential zone district (E, R-1, R-2, and R-3) then freestanding lighting shall not exceed 30 feet in height and attached lighting shall not exceed the height of the proposed building.

Maximum fixture height shall be measured from the finished interior grade of the mounting area to the top point of the lighting fixture.

FIXTURE TYPES

Does the Outdoor Lighting Plan demonstrate the usage of fully shielded outdoor lighting fixtures as shown in the table below? Note: fully shielded fixtures must be installed and aimed properly.

NOT FULLY SHIELDED	FULLY SHIELDED
 <p data-bbox="451 1016 760 1045">Unshielded Causes Glare</p>	 <p data-bbox="1003 1016 1360 1045">Fully Shielded Reduces Glare</p>
<p data-bbox="526 1066 639 1096">Floodlights</p> 	 <p data-bbox="906 1199 1451 1255">Fixtures must be properly angled and mounted to ensure that light is not emitted above the horizontal plane</p>
<p data-bbox="483 1270 591 1299">Wallpacks</p> 	
	



UPLIGHTING AND LIGHTING AIMED AGAINST STRUCTURES OR LANDSCAPING

Does the Outdoor Lighting Plan include provisions for upward lighting and/or lighting aimed against structures or landscaping? If yes, then the following shall be demonstrated:

1. Accent lighting of architectural features: Architectural features may be illuminated by vertical uplighting, provided that no glare or off-site light spillover is produced. Lamps used for this type of accent lighting shall be low intensity to produce a subtle lighting effect and shall utilize less than 100 watts and shall emit less than 1,600 lumens per fixture.
2. Accent lighting of other objects: For statues, public art, or other objects of interest where the light cannot be effectively contained by the structure and where objects cannot be illuminated with down lighting, upward lighting may be used in the form of narrow-cone spotlights that utilize less than 100 watts and emit less than 1,600 lumens and confine the illumination to the object of interest. Unrestricted uplighting of a displayed United States Flag or the State of California State Flag shall be permitted.
3. All other lighting aimed against structures: An outdoor lighting fixture may be aimed against a structure only if: (1) the light is effectively contained by the structure; (2) no glare is visible from off site; and (3) the fixture is fully shielded so that none of the light which is emitted above the horizontal plane crosses over the property line of the parcel where the subject light is located.
4. Low voltage landscape light: Low voltage landscape lighting such as that used to illuminate fountains, shrubbery, trees, walkways, etc., shall be permitted provided that such lighting is limited to fixtures utilizing a maximum of 60 watts (or 750 lumens, whichever is or less), per fixture, the fixture is not mounted to poles or buildings, and the fixture is shielded to eliminate glare and light spillover onto adjacent properties.

NEW OFF-SITE AND ON-SITE OUTDOOR ADVERTISING SIGNS

Does the proposed use include any advertising signs which include externally mounted light fixtures? If yes, then the following shall be demonstrated:

The externally mounted light fixtures shall be mounted to the top of the advertising structure, shall be oriented downward and shall be fully shielded, except for fixtures utilizing less than 100 watts and emitting less than 1,600 lumens per fixture. Externally mounted light bulbs or lighting tubes that are not filled with neon, argon, or krypton shall not be visible from any portion of an adjacent public right-of-way or adjoining property. Internally illuminated signs shall be exempt from Chapter 19.81 and shall be regulated as set forth by Chapter 19.84 (Signs) of the Kern County Zoning Ordinance.

 HOURS OF OPERATION (CURFEW) AND SECURITY LIGHTING

Does the proposed use include outdoor light fixtures where the new fixture is located within 25 feet of an existing single family residence? If yes, then the following shall be demonstrated:

1. Lighting fixtures (such as carriage lights, under-eave lights and porch lights) that utilize less than 100 watts and emit less than 1,600 lumens per fixture and that do not project light above the horizontal plane shall not be subject to an illumination curfew.
2. Security lighting fixtures that utilize 100 watts or more (or emit 1,600 lumens or more) shall be controlled by a motion-sensor device if used after 11:00 p.m., and the fixture shall only be illuminated when activated by the device. The motion sensor device shall be programmed so that the fixture remains illuminated for no more than ten (10) minutes if activated by the device. Each fixture shall conform to all other provisions of Chapter 19.81, including shielding requirements.
3. All other non-exempt outdoor lighting fixtures shall be turned off between the hours of 11:00 p.m. and sunrise.

Does the proposed use include outdoor light fixtures where the new fixture is located more than 25 feet from any existing single family residence? If yes, then the following shall be demonstrated:

1. All lighting fixtures shall be subject to the shielding provisions as listed in the above table (Reference Section 19.81.040).
2. Lighting fixtures listed under this provision shall not be subject to an illumination curfew.

Plan Reviewed By: _____

Date: _____
